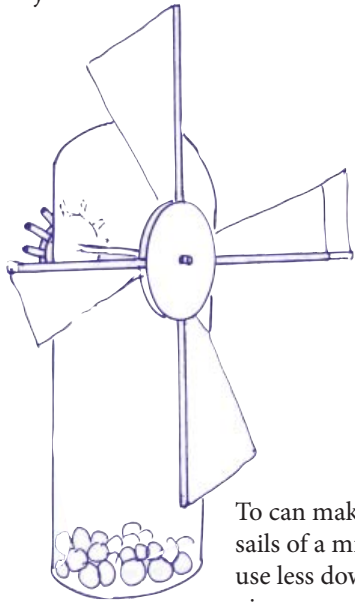


Project Idea



To can make the sails of a mill you use less dowel pieces.

GearPulley Kit
10 Student Class Pack



This 10 student class pack comes with all the supplies and instructions to build this box with working gears and pulleys. (Glue not included).

Cat# 83-54-12CP\$95.00

Card Disks 100/pkg



- 83-1214-00\$5.95
- 83-1216-00\$9.05
- 83-1218-00\$12.10
- 83-1219-00.....\$15.05

Sold 100/pkg
Higher quantity discounts available

Project Idea



3/16" Dowel

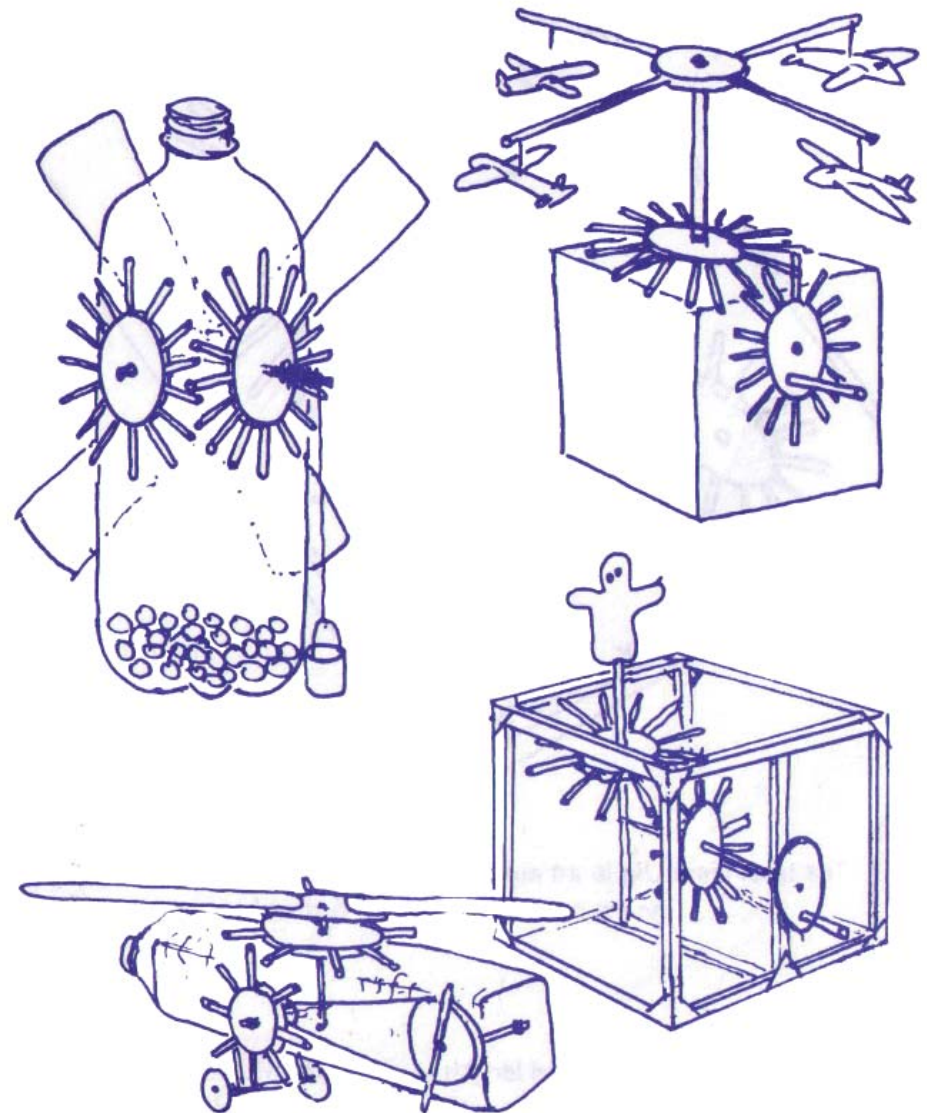


83-2003-02.....\$4.90

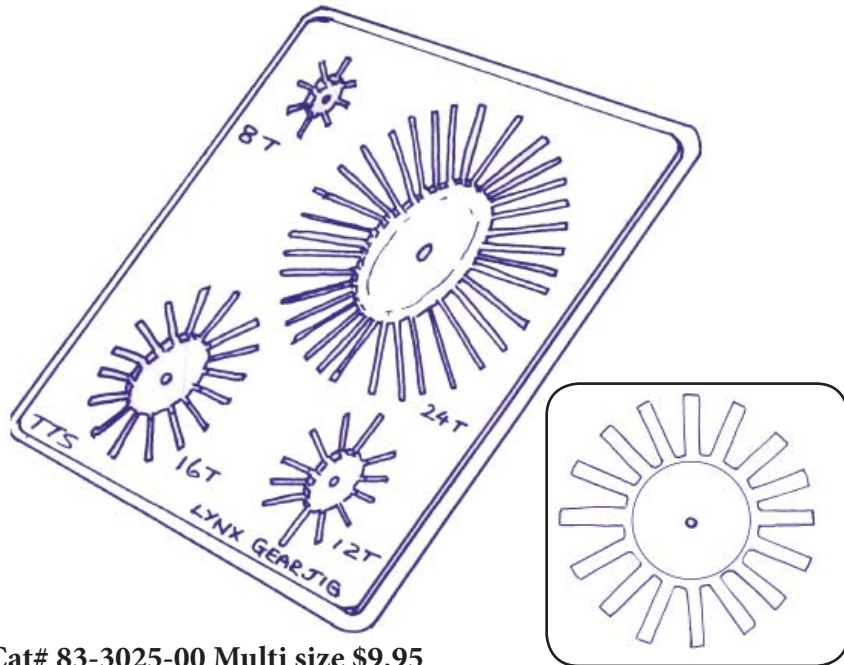
KIDDER

DESIGN TECHNOLOGY & SCIENCE EDUCATION

Making Gears



Gear Jigs



Cat# 83-3025-00 Multi size \$9.95

Cat# 83-3026-00 Single \$4.95

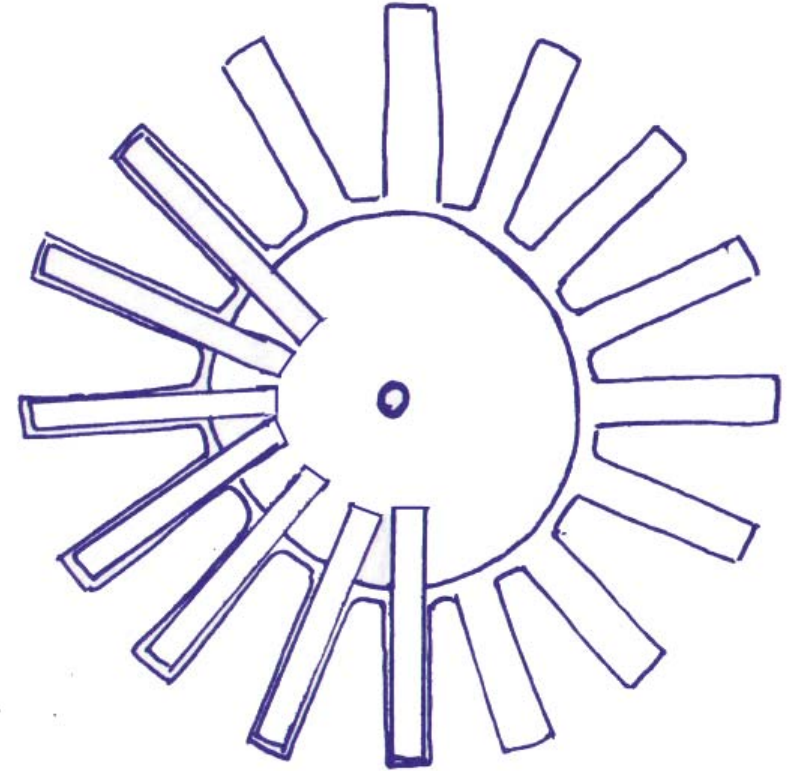
This gear jig is an aid to make 8, 12, 16 and 24 toothed gears out of card circles and dowel.

For each gear you need;

- 8 teeth.....25mm 3/16" dowel length..... 2 x 25mm card disks Cat #83-1216-00
- 12 teeth.....35mm 3/16" dowel length..... 2 x 51mm card disks Cat# 83-1218-00
- 16 teeth.....45mm 3/16" dowel length..... 2 x 63mm card disks Cat# 83-1219-00
- 24 teeth.....70mm 3/16" dowel length..... 2 x 63mm card disks Cat# 83-1219-00

(See dowel and card disks on last page)

Place the card wheel in the jig with glue on the upper surface. Position the cut dowel into the slots. Glue a second card wheel on top.



Fasten a bundle of dowel together with masking tape to cut a few at once.

Use a piece of dowel in the centre of the card disks to make sure the centres line up.

